



**DEVOPS.
BOOSTING THE AGILE
WAY OF WORKING**

eficode

TIMO STORDELL

TIMO.STORDELL @ EFICODE.COM

~~REVOLUTION~~



ПОБЕДА РЕВОЛЮЦИИ
В СОТРУДНИЧЕСТВЕ
РАБОЧИХ И КРЕСТЬЯН

TEAMWORK



В РЯДЫ ПЛЕЧО К ПЛЕЧУ,
ТРУЖЕНИКИ ГОРODOВ И
ДЕРЕВЕНЬ ПРОТИВ
ЖЕЛЕЗНОЙ ЦЕПИ
ПОМЕЩИКОВ И ФАБ
РИКАНТОВ МИРА

S.E.P!



A black and white photograph of a large, complex industrial control room. The room is filled with rows of control panels, each featuring numerous dials, switches, and indicator lights. A person is visible in the center, standing and interacting with one of the panels. The overall atmosphere is one of a busy, technical environment from a past era.

DEVELOPMENT

OPERATIONS

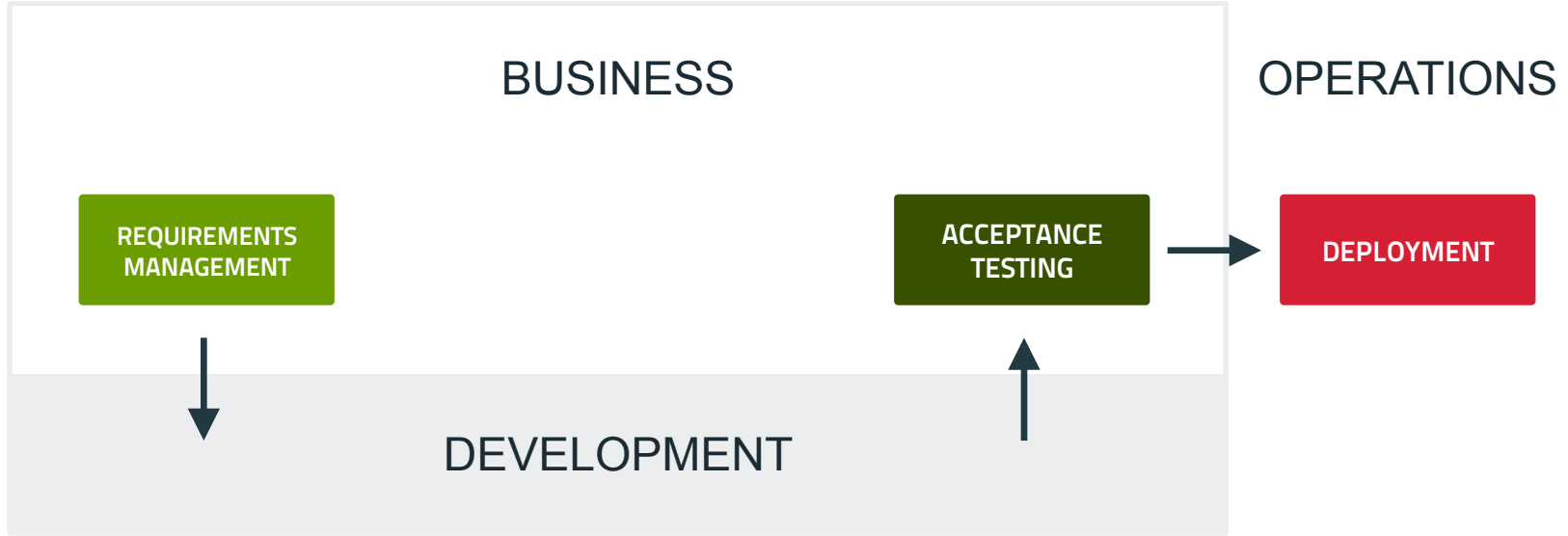
DEVOPS

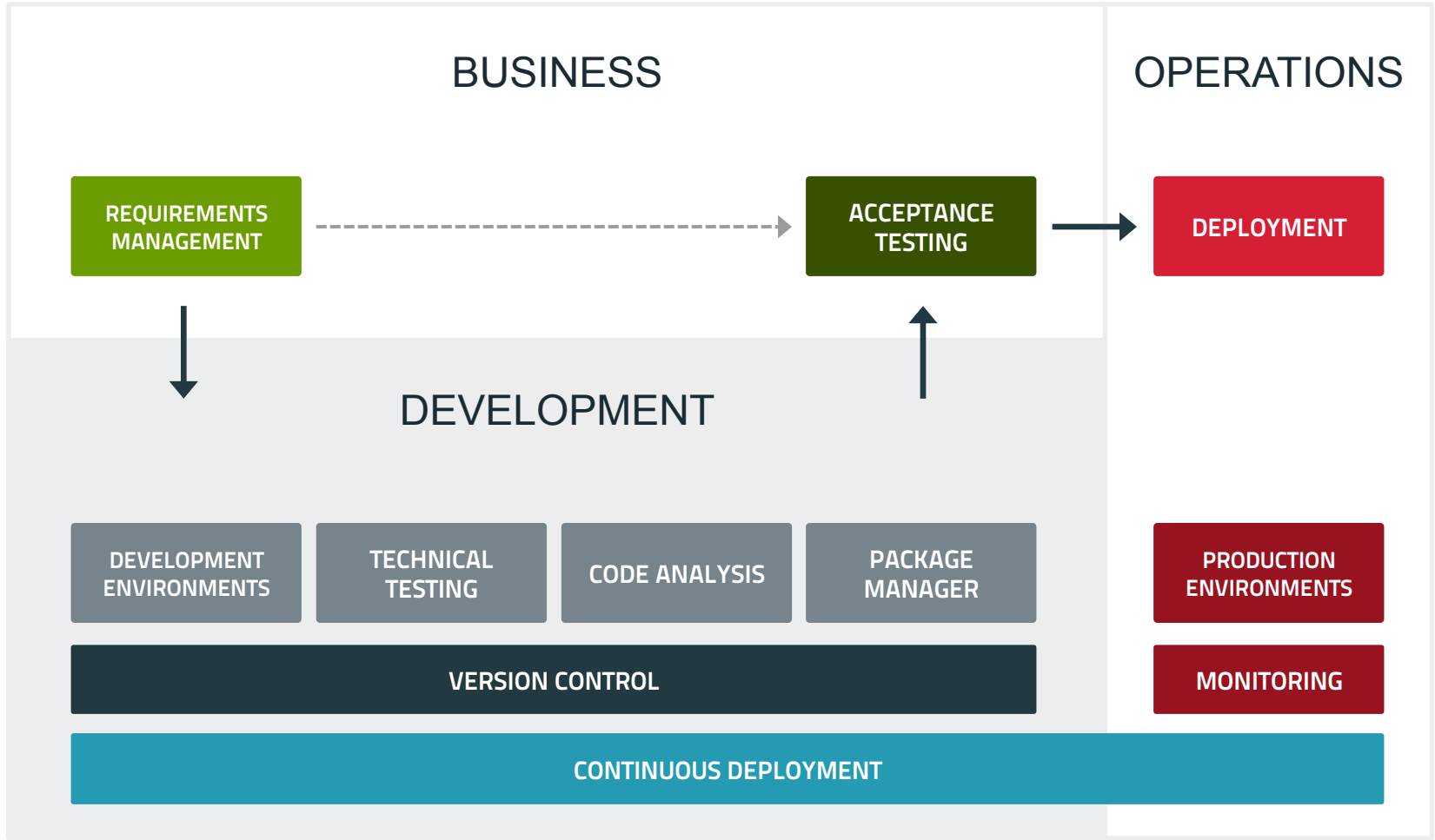




CUSTOMER DELIVERY

COOP. S.A. Moscow
1913 - 1914
1915 - 1916
1917 - 1918
1919 - 1920



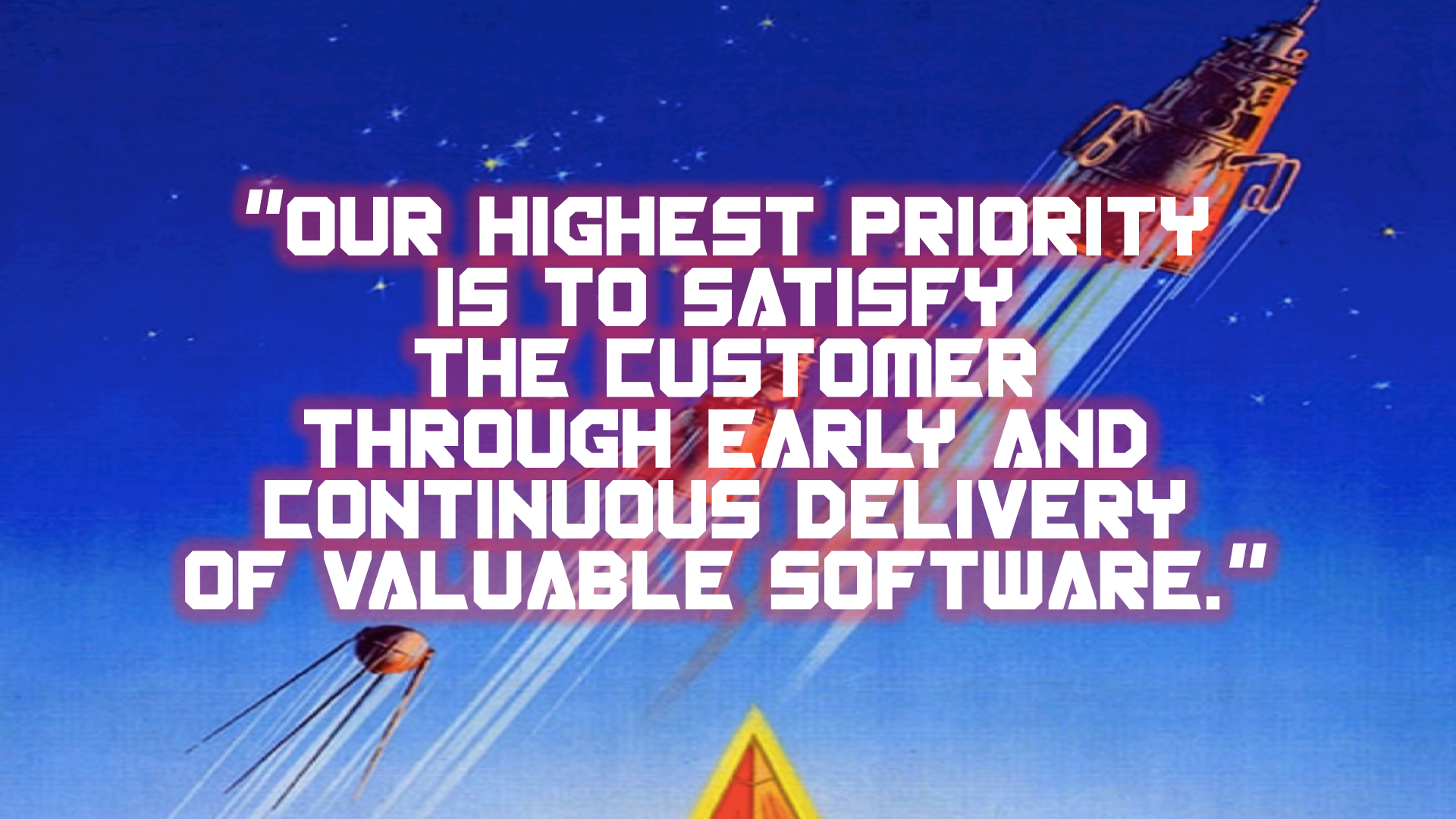


CUSTOMER DELIVERY

AUTOMATION

VIRTUALIZATION





**"OUR HIGHEST PRIORITY
IS TO SATISFY
THE CUSTOMER
THROUGH EARLY AND
CONTINUOUS DELIVERY
OF VALUABLE SOFTWARE."**

DEMOS



Payment shall succeed with a valid card
and pin code

Given the payment terminal is ready
And the sum to be charged is given
When a payment card is inserted
And a valid pin code is provided
Then the payment shall succeed

Pay 20 euros with card using valid pin

Set Home And Initialize Terminal

Press red

Screen Should Contain Text Terminal ready

Press 2 0 0 0

Screen Should Contain Text 20,00

Press green

Screen Should Contain Text Insert Card

Press 1 2 3 4

Press green

Screen Should Contain Text approved

Remove Card

Screen Should Contain Text Terminal ready

ROBOT VIDEO



The screenshot shows a web browser window displaying the GitHub repository page for 'Atihinen/object-to-map-provisioning'. The browser's address bar shows the URL 'https://github.com/Atihinen/object-to-map-provisioning'. The repository page includes a header with the GitHub logo, a search bar, and navigation links like 'Explore', 'Features', 'Enterprise', and 'Pricing'. Below the header, the repository name 'Atihinen / object-to-map-provisioning' is displayed, along with statistics for 'Watch' (1), 'Star' (0), and 'Fork' (0). The main content area shows the repository's metadata, including '18 commits', '1 branch', '0 releases', and '1 contributor'. A table lists the repository's files and their commit history:


File	Description	Latest Commit	Time Ago
provisioning	Works now in unix systems.	ef5c8aa628	2 months ago
.gitignore	Removed unneeded folder and updated gitignore.		2 months ago
LICENSE	Initial commit		6 months ago
README.md	Updated documentaion.		a month ago
Vagrantfile	Works now in unix systems.		2 months ago
provisioning.sh	Trying to make it work in windows.		2 months ago


Below the file list, the 'README.md' content is visible, featuring the title 'Object To Map easy development environment setup' and a description: 'Creates ubuntu server virtualmachine and install all dependencies inside. This setup contains two projects:'. The requirements section lists:

- Object to map API
- Object to map AngularJS client

The right sidebar contains links for 'Code', 'Issues', 'Pull requests', 'Pulse', and 'Graphs'. It also provides the 'HTTPS clone URL' as 'https://github.com' and buttons for 'Clone in Desktop' and 'Download ZIP'.

HOW TO GET STARTED?





DEVOPSDAYS

H E L S I N K I

2 0 1 4

...and 2016

DevOps
Finland

meetup.com/devops-finland



EFICODE

EFICODE

EFICODE
DEVOPS

since 2007

